

Data sheet



I-30-D: Interior 30 minute FRR hung double acting door, single or pair

Our most popular 30 minute FRR double acting interior fire, smoke and acoustic door set, the I-30-D is available in singles or pairs. This door leaf is a solid composite timber core faced with an integral MDF layer (S-CORE). This doorset includes transom hardware, (floor springs are available please refer to NZFD). The standard door set is supplied sealer coated on both faces, as well as top and bottom, or you can specify a facing and/or kickplate.

- Leaf sizes up to 2200 high x 1200 wide per leaf (singles up to 2350 high x 1127 wide)
- Thickness 55 mm
- Weight 24.3 kg /m²
- Acoustic values are difficult to achieve with double acting doors as it is not possible to fit drop sill seals to the door bottoms

FACING OPTIONS

- Paint quality factory sealed
- Timber veneer full height
- High pressure laminate full height
- Vinyl to 1000 mm
- 1 mm stainless steel kickplate to 1000 mm – both sides
- “U” Groove (5mm w x 2.5mm d) and decorative beading options available

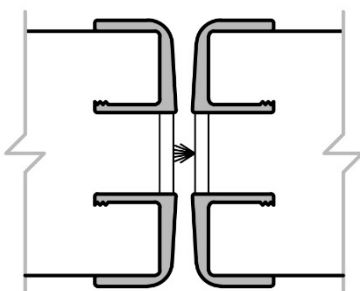
LEAF EDGE DETAILS

- NZFD bullnose (aluminium)

PAIR MEETING STYLES

Aluminium

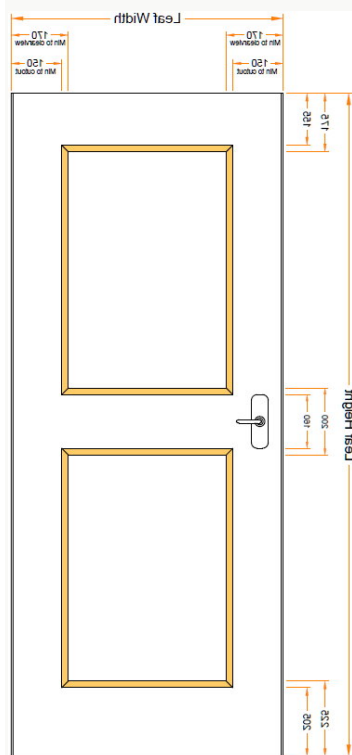
Bullnose C/C



GLAZING OPTIONS

Pyro 15 mm fire glass is used for all options. In addition to the standard options shown below, we offer bespoke designs that are available on request from our sales team. The maximum panel glazed area's are detailed below), subject to minimum clearances

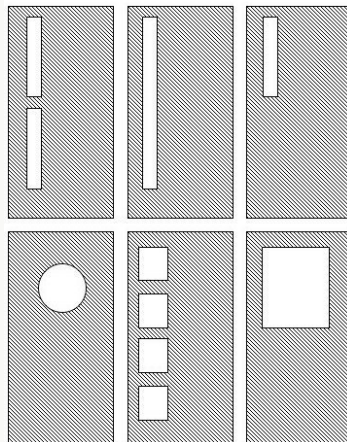
Placement Dimensions



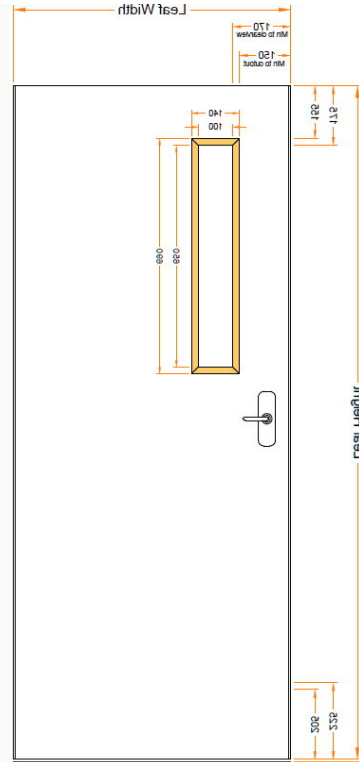
Glass types & size limitations

APPROVED GLASS & CLEARVIEW SIZES				
Rating	Glass	Max Height	Max Width	Max Area
NFR	10.38	2250	860	1.935 m ²
-/30/-	Pyro 15	2250	860	1.935 m ²
-/30/30	Pyro 15	2250	860	1.935 m ²
-/60/-	Pyro 15	1830	610	0.92 m ²
-/60/30	Pyro 15	1830	610	0.92 m ²
-/60/60	Pyro 15	650	100	0.065 m ²
-/60/60	Pyro 23	1700	300	0.51 m ²
-/60/60	Pyro 23	450	450	0.2 m ²
E-/60/30	Pyro 15	814	504	0.41 m ²
-/240/30	Robax 6mm	600	100	0.06 m ²
-/240/-	Robax 6mm	750	150	0.11 m ²

Some possible design idea's



Gun slot design (most economical)

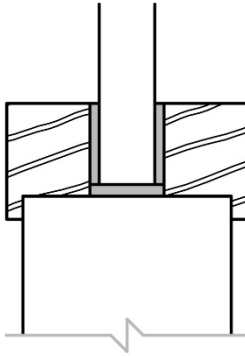


GLAZING BEAD OPTIONS

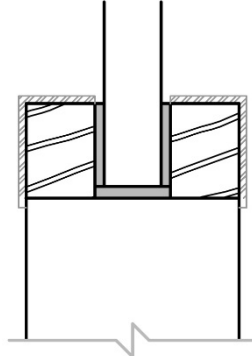
Square (standard)

- No additional charge
- Includes optional aluminium overcap

Square Bead with Lip



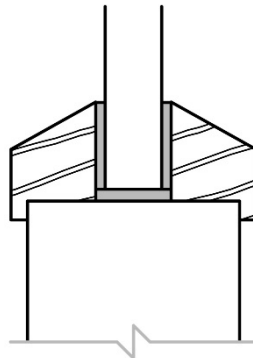
Aluminium Bead



Bevel (previous standard)

- Optional
- No aluminium cap option

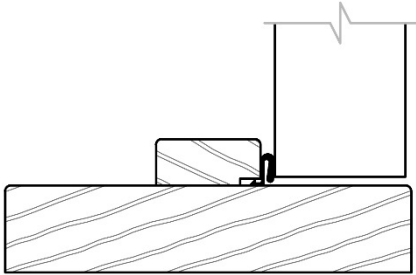
Bevel Bead with Lip



JAMB TYPES AND PROFILES

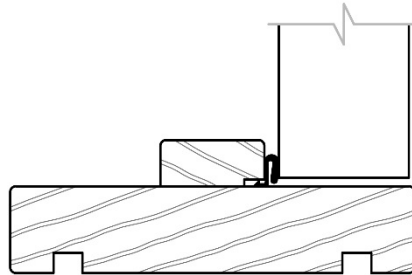
30 – 32mm timber jambs, 60mm head standard (types 1, 2 & 3), min jamb width 115mm (other timber options available by request) or 1.6 mm electrogalv steel (type 8), paint quality or powdercoat options available

T1 – Timber



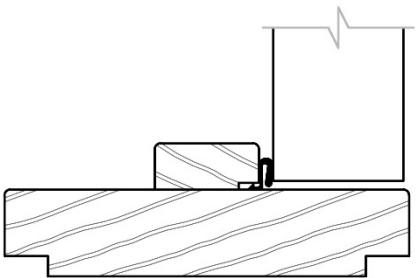
Timber flat for architrave

T2 – Timber



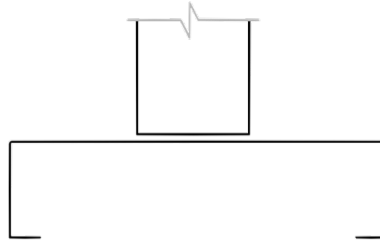
Groove for wall lining to suit

T3 – Timber



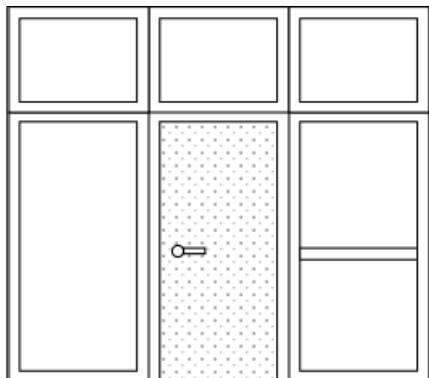
Rebate for wall lining to suit (non-standard surcharge may apply)

T8 – Steel



SIDELIGHTS AND OVERLIGHTS

The I-30-D is available in a range of sidelight and overlight combinations that are generally made to order. If you require a sidelight or overlight, please contact a member of our sales team to discuss and confirm specific design and pricing details.



- Max overall combined height 3000 mm.
- Perimeter timber 45 mm and transom midrail 60 mm.
- No limit to overall width.
- Each module is limited by weight, transport and on site handling capabilities.
- Max door height 2200 mm
- Sidelights with optional mid rail – consider manifestation needs

APPROVED HARDWARE

The minimum requirement is for a fire door to be self-closing and self-latching. With our double acting doors the closers are the pivot mechanisms, which are already fitted. Hardware must be selected from NZ Fire Doors' Approved Hardware list from the column '30 min'. Fitting any hardware that inhibits self-closing or self-latching is not approved by NZS 4520

IMPORTANT: Fitting untested or inappropriate hardware may affect the performance of the door and will void the warranty.