

# Data sheet



## I-90-D: Interior 90 to 120 minute FRR double acting door, single or pair

Our most popular 90 minute FRR double acting interior fire, smoke and acoustic door set, the I-90-D is available in singles or pairs. The door leaf is a mineral core (E-CORE) faced with an MDF layer. The standard door set is supplied sealer coated on both faces or you can specify a facing and/or kickplate.

- Leaf sizes up to 2400 high x 1200 wide per leaf
- Thickness 49 mm
- Weight 24.2 kg /m<sup>2</sup>
- Acoustic values are difficult to achieve with double acting doors as it is not possible to fit drop sill seals to the door bottoms

### FACING OPTIONS

- Paint quality factory sealed
- Timber veneer
- High pressure laminate full height
- Sheet vinyl to 1000 mm
- 1 mm galvanised steel facings
- 1 mm stainless steel kickplate to 1000 mm – both sides
- Call us on 09 579 8895

Important note: The construction of this door does not lend itself to high gloss finishes, unless some level of visible undulation is acceptable in the application

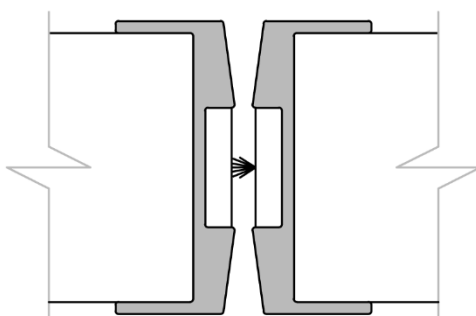
### LEAF EDGE DETAILS

- Aluminium C Capping (standard)

### PAIR MEETING STYLES

#### Aluminium

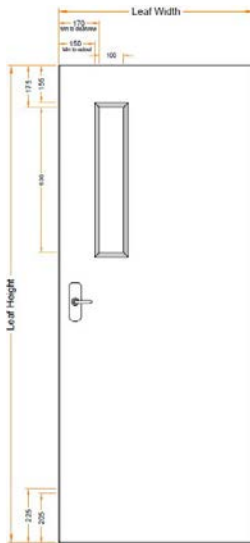
C/C



## GLAZING OPTIONS

Robax 6 mm fire glass is used for all options. In addition to the standard options shown below, we offer bespoke designs that are available on request from our sales team. The maximum panel size is 0.11 m<sup>2</sup> (max 750 h x max 150 w), subject to minimum clearances. Robax is non-insulated glass so the choice of vision panel may affect the insulation rating.

### Placement Dimensions

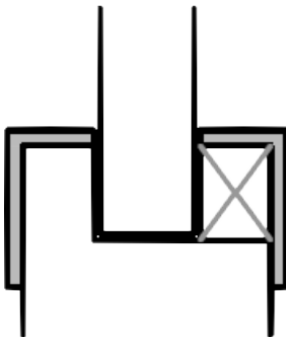


### Glass Types & Size limitations

APPROVED GLASS & CLEARVIEW SIZES				
Rating	Glass	Max Height	Max Width	Max Area
NFR	10.38	2250	860	1.935m <sup>2</sup>
-/30/-	Pyro15	2250	860	1.935m <sup>2</sup>
-/30/30	Pyro15	2250	860	1.935m <sup>2</sup>
-/60/-	Pyro15	1830	610	0.92m <sup>2</sup>
-/60/30	Pyro15	1830	610	0.92m <sup>2</sup>
-/60/60	Pyro15	650	100	0.065m <sup>2</sup>
-/60/60	Pyro23	1700	300	0.51m <sup>2</sup>
-/60/60	Pyro23	450	450	0.2m <sup>2</sup>
ECORE:				
-/60/30	Pyro15	814	504	0.14m <sup>2</sup>
-/240/30	Robax 6	600	100	0.06m <sup>2</sup>
-/240/-	Robax 6	750	150	0.11m <sup>2</sup>

## GLAZING BEAD OPTIONS

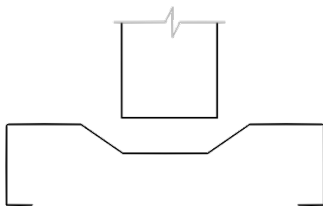
### Square Aluminium



## JAMB TYPES AND PROFILES

1.6 mm electrogalv steel (type 8), paint quality or powdercoat options available

### T8



Frame width 115 – 350 mm

## **SIDELIGHTS AND OVERLIGHTS**

These are not available for 90+ minute FRR fire door sets.

## **APPROVED HARDWARE**

The minimum requirement is for a fire door to be self-closing and self-latching. Hardware must be selected from NZ Fire Doors' Approved Hardware list from the column '90, 1200 min'. Fitting any hardware that inhibits self-closing or self-latching is not approved by NZS 4520

**IMPORTANT:** Fitting untested or inappropriate hardware may affect the performance of the door and will void the warranty.