

Detail sheet

TEL: 09 579-8895
FAX: 09 579-2933
EMAIL: sales.nzfd@assaabloy.com

CLIENT

Client name	Customer order no.	Date
Contact person	Contact phone	NZFD quote no.
Delivery address		Attention
Site contact	Site contact phone	Date required

DOOR DETAILS

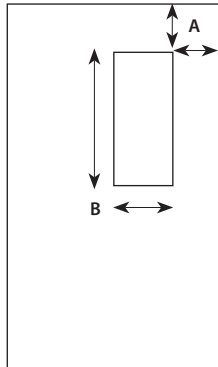
HARDWARE DETAILS Indicate below

DOOR ID / FIRE RATING		DOOR LEAF DETAILS				JAMB DETAILS		WALL CONSTRUCTION					HANG DETAIL		VP/SIDE-LIGHT	<input type="checkbox"/> NZFD to supply <input type="checkbox"/> Other to supply <small>For approved hardware listing, please refer to: www.nzfiredoors.co.nz/assets/Uploads/NZFD-Approved-Hardware.pdf</small>		
Door no. (Label)	Fire-rating	Finish (PQ int/ PQ ext/ Other)	Leaf/trim (please Specify)	Size 'height x width' (Single) 'height x width/width' (Pair)	Type (see profiles below)	Finish (PQ or Other)	Total wall width	Wall Constr.	Hinge side lining	Stud Size	Non Hinge Side lining	Hanging (LH/RH/ Even Pair, Uneven pair)	Floor gap	Vision panel See details Below	Latch type (Brand / Model) (Mandatory for steel jombs)	Handle height	Door closer (Brand / Model)	
			Leaf	(h) x (w)														
			Trim															
			Leaf	(h) x (w)														
			Trim															
			Leaf	(h) x (w)														
			Trim															
			Leaf	(h) x (w)														
			Trim															
			Leaf	(h) x (w)														
			Trim															

VISION PANELS/GRILLES Indicate below

Glass type _____

Beading Timber Aluminium
 Other (please specify) _____



Size A: distance from door edge

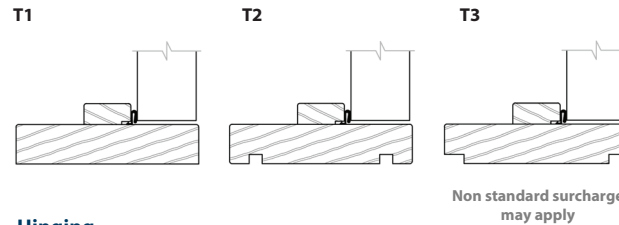
Select either:
 To cutout size
 To clearview size
_____ x _____
(Down from top) (In from edge)

Size B: size of vision panel

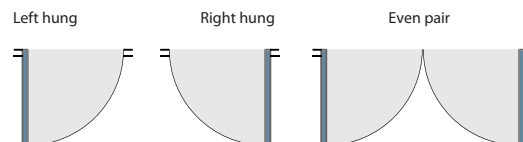
Select either:
 To cutout size
 To clearview size
_____ (h) x _____ (w)

Draw grille if required

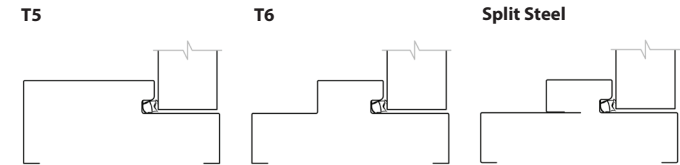
Timber jamb profiles



Hinging



Steel jamb profiles



Additional information
